

CleanAtlantic

Tackling Marine Litter in the Atlantic Area

**Investigation of seafloor litter for the presence of
Non-Indigenous Species during French annual
fisheries surveys in the North Sea, English
Channel, Celtic Sea and Bay of Biscay
2021-2022**

**WP 5.5: Evaluation of marine litter as transport
facilitator**

WP	5
Action	5
last updated	25/07/2023
version	1
authors	IFREMER Amélia Curd, Gabin Droual, ODE-DYNECO-LEBCO Morgan Le Moigne, ODE-VIGIES
participants	Romane Le Gac, ODE-DYNECO-LEBCO Maria El Rakwe, Enora Prado, Léna Thomas, & Mathieu Debeaumont, REM-RDT-LDCM

Disclaimer

This document covers activities implemented with the financial assistance of the INTERREG Atlantic Area. It only reflects the author's view, thus the Atlantic Area Programme authorities are not liable for any use that may be made of the information contained therein.

INDEX

SUMMARY.....	5
INTRODUCTION	6
MATERIALS AND METHODS.....	7
SAMPLE COLLECTION	7
PROCESSING OF LITTER ITEMS	8
PROCESSING OF TAXA.....	9
POLYMER ANALYSIS.....	10
RESULTS	10
BENTHIC ORGANISMS	10
POLYMER ANALYSIS.....	12
DISCUSSION.....	14
FUTURE WORK.....	15
REFERENCES	16
ACKNOWLEDGEMENTS.....	17
ANNEX 1.....	18
ANNEX 2.....	19

List of Abbreviations

ATR-FTIR – Attenuated Total Reflectance – Fourier Transform Infrared Spectroscopy

D10 – MSFD Descriptor number 10, “Marine Litter”

MSFD – Marine Strategy Framework Directive

NIS – Non-Indigenous Species

OSPAR - International organisation to prevent pollution of the Northeast Atlantic (OSLO-PARIS)

RV - Research Vessel

Summary

Seafloor litter samples were collected as part of the International Bottom Trawl Surveys in 2021 and 2022. The surfaces of 146 macrolitter items taken from benthic trawl surveys conducted in the North-East Atlantic were examined for the presence of macrofauna, including Non-Indigenous Species (NIS). A total of 145 taxa were recorded, including three NIS (the barnacles *Solidobalanus fallax* and *Austrominius modestus* and the slipper limpet *Crepidula fornicata*).

The three NIS were found exclusively in the English Channel, on litter items likely to have been recently reclaimed from very shallow coastal waters. No NIS were found in the Bay of Biscay, however a large amount of litter from longline fisheries was found to be colonised by diverse sessile communities. Dominant litter plastic types were smooth flexible polyethylene and polyamide – found mostly in the form of monofilament fishing lines.

The results from this study will be pooled with those from a sister study led by Cefas, thus bringing together into a single dataset 251 colonised seafloor litter items. The resulting broad-scale dataset will allow us to compare litter items and plastic types with fouling communities.

Introduction

The role of plastic waste as a dispersal vector for non-indigenous species (NIS) is one of the least studied consequences of plastic pollution at sea (Audrézet et al., 2021). Natural floating debris (e.g. tree trunks, cuttlefish bones, etc.) has always been a transport vector for terrestrial and marine species. However, the explosion in the amount of anthropogenic waste at sea multiplies the possibilities for species dispersal.

To address this lack of information on the subject, in 2023 a team of researchers published a review of existing literature studying the dispersal potential of marine litter as a vector for the introduction and spread of NIS (Mghili et al., 2023). Over the period from 1997 to 2022, 36 publications on the introduction of NIS marine litter were identified, with an increase in the annual number of publications from 2017 onwards. According to the authors, this increase could be linked to the growing amount of plastic debris detected worldwide, which acts as a primary vector but also facilitates the spread of NIS between points of introduction.

Whilst there is a growing body of literature of the role of floating plastic debris as vectors of NIS introductions (i.e. Minchin et al., 2013, Rech et al., 2016), to our knowledge only one study has focused on shallow coastal seafloor debris off the coast of Brazil (Mantelatto et al., 2020). The present study was performed within the framework of the extension of CleanAtlantic Project inside task 5.5 dealing with the role of seafloor Marine Litter as Non-Indigenous Species (NIS) vector. This task is led by ARDITI which is an active member of the OSPAR Intersessional Correspondence on Marine Litter (ICG-ML).

In the previous phase of the project, CEFAS tested a protocol based on the analysis of marine organisms fixed on seafloor litter, to detect whether any potentially invasive NIS were found to be present (Barry et al., 2021). Seafloor litter has been collected during monitoring programmes which have been in place, at both national and international levels, since 2013, based on MSFD TG-ML recommendation (Galgani et al., 2013). A protocol was implemented opportunistically on annual fisheries surveys which use benthic trawls. As Ifremer is in charge of the implementation of this protocol for the French environmental ministry, seafloor litter samples were collected during four benthic trawl surveys: one in 2021 and three in 2022, in the Atlantic area. Here, we examine data from samples collected during these four surveys to evaluate whether, and which type of, seafloor debris play a role in NIS introductions.

Materials and Methods

SAMPLE COLLECTION

In this study, seafloor litter were collected opportunistically during three annual fisheries bottom trawl surveys on the R/V *Thalassa*, in the Atlantic area:

- IBTS (International Bottom Trawl Survey) during winter 2022 (January/February) in the southern North Sea/Eastern Channel (DOI: [10.17600/18001811](https://doi.org/10.17600/18001811)),
- CGFS (Channel Ground Fish Survey) during early autumn 2022 (September/October) in zones 7d (eastern English Channel) and 7e (western English Channel) (DOI: [10.17600/18001842](https://doi.org/10.17600/18001842)),
- EVHOE (*E*valuation des ressources *H*alieutiques de l'*O*uest *E*uropéen) during autumn 2021 & 2022 (end October, November, early December) in the Bay of Biscay and Celtic Seas (2021 DOI: [10.17600/18001223](https://doi.org/10.17600/18001223); 2022 DOI: [10.17600/18001822](https://doi.org/10.17600/18001822)).

The number of trawls sampled for NIS detection and campaign periods are shown in Table 1 ; Haul locations in Figure 1.

Table 1 : Survey periods and number of trawls sampled

Surveys	Start date	End date	Trawl numbers
EVHOE21	22/20/2021	06/12/2021	22
IBTS22	17/01/2022	19/02/2022	7
CGFS22	15/09/2022	19/10/2022	10
EVHOE22	21/10/2022	05/06/2022	28

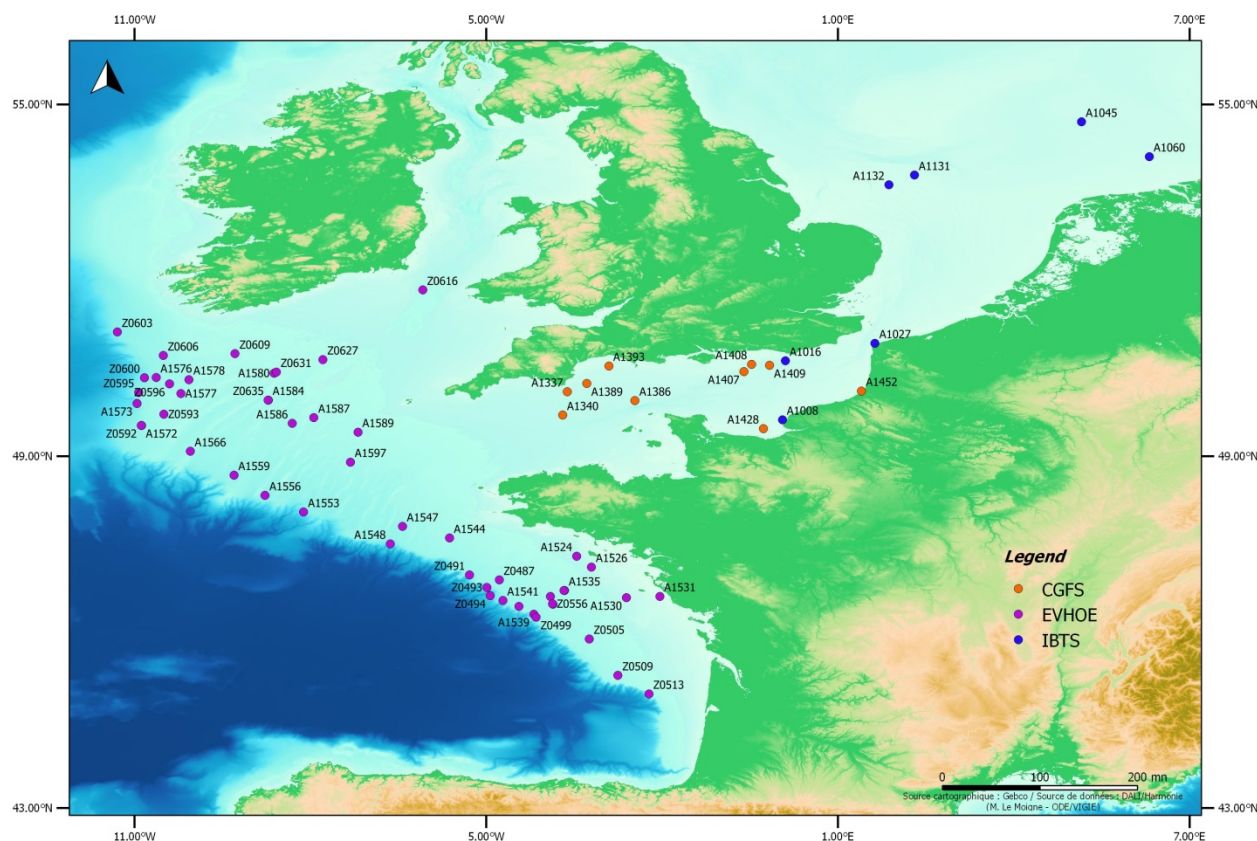


Figure 1 : Map of sampling locations where benthic litter was retained for attached organism analysis.

These demersal fish stock assessment campaigns use a GOV36/47 trawl (Figure 2). Haul duration is approximately 30 minutes at a speed of five knots. Depending on the quantity of fish detected with the sonar and suspected to be caught, the haul duration may be under 30 minutes.

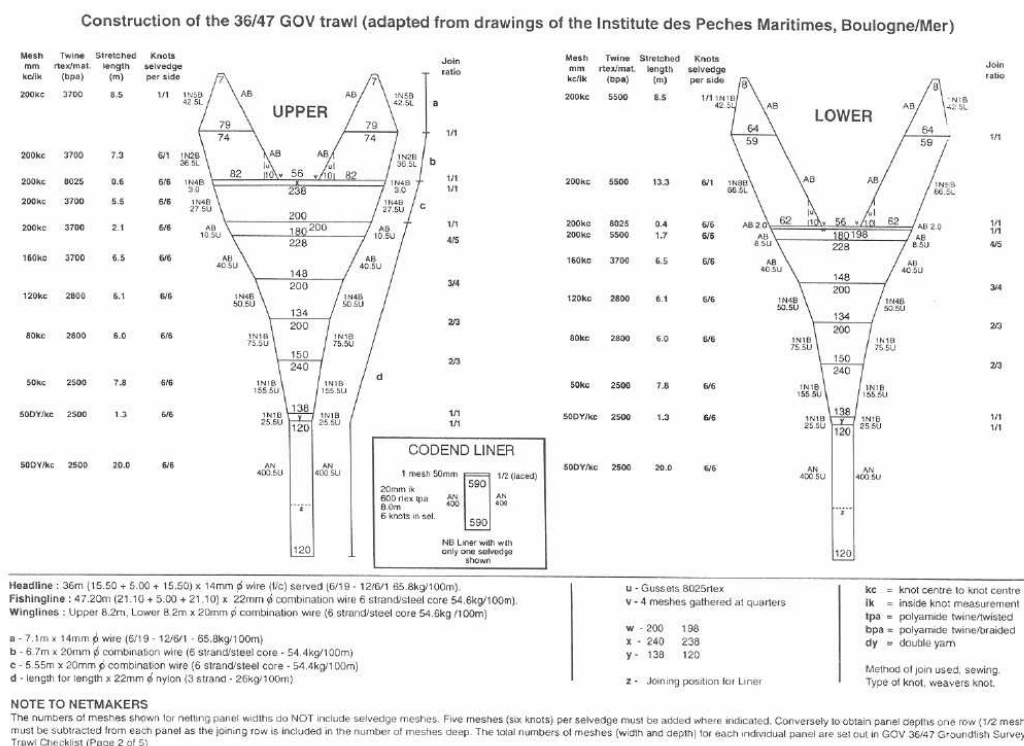


Figure 2 : GOV36/47 trawl features

This study added to the existing monitoring surveys under the MSFD (Marine Strategy Framework Directive) by sampling all, or part of, the marine litter caught by the trawl which are habitually discarded after noting the relevant properties for D10 monitoring (see Annex 1). Since the trawl is working immediately once immersed, it must be noted that some litter items might come from the water column and not exclusively from the sea bottom.

PROCESSING OF LITTER ITEMS

Overall, 146 items of marine litter with epifaunal coverage were separated from benthic trawl material: 10 from CGFS, 16 from IBTS, 44 from EVHOE 2021 and 76 from EVHOE 2022.

When analyzing the trawl contents, seafloor litter was processed on-board according to the MSFD marine litter protocol: they were photographed, sorted, classified, counted and weighted (see Annex 1). They were recorded in the TUTTI application and then in the DALI Database which was created specifically for Marine Litter data.

Samples chosen for this study were frozen onboard the research vessel at -20°C and then transferred and stored in the DYNECO-LEBCO laboratory in the same conditions.

In addition to the categorization of the litter by the MSFD nomenclature, a characterization of the hardness (solid versus soft), roughness (1 smooth, 2 lined, 3 rough), dimensions (length and width) and chemical nature of the polymers were performed (see Polymer Analysis section), in order to match the protocol

developed by CEFAS during the first phase of the CleanAtlantic Project (Barry et al., 2021). Each litter item was also photographed (Figures 3-6).



Figure 3 : EVHOE 2021 – Z0499 marine litter trawl content



Figure 4 : EVHOE 2021 – Z0487 marine litter trawl content



Figure 5 : CGFS 2022 – A1428 marine litter trawl content



Figure 6 : CGFS 2022 – A1407 marine litter trawl content

PROCESSING OF TAXA

Fixed fauna identification was carried out whenever possible by visual inspection for organisms of 0.5 mm size or more. Many taxa requiring smaller morphological details for identification or even requiring a dissection were examined under a Zeiss Stemi 2000-C stereomicroscope and an Olympus BX-40 microscope. A reference collection of at least one individual or colony fragment in good condition were collected (about 134 taxa). Identifications were made down to the lowest taxonomic level when possible (128 species on 145 taxa).



Figure 7: Close-up of dried litter items after fixed fauna identification and before polymer analysis.

Regardless the size of the items, the abundances for each non-colonial taxa was precisely determined. For all colonial taxa (such as Bryozoa or Hydrozoa) their occurrence was recorded as 'Present'. If possible or

necessary a comments category giving more information, such as the potential poor morphological conditions of the specimen preventing a species-level ID, were noted. An estimated surface area (in percentage) for each taxa was also noted (0%, 5%, 10% and then by 10s until 100 %).

POLYMER ANALYSIS

All plastics items were analyzed by Fourier Transform Infrared (FTIR) spectroscopy using the sampling methodology of Attenuated Total Reflectance (ATR). ATR-FTIR measurements were then performed with a Thermo IS50 infrared spectrometer using ZnSe 9 bounding module. ATR-FTIR transmittance spectra were recorded at room temperature in the midIR range ($400\text{--}4000\text{ cm}^{-1}$). Each spectrum was averaged over 50 scans with a resolution of 4 cm^{-1} . A background scan was recorded prior to measurement and subtracted from the sample spectra. Polymer identification was made using a home made database thanks to a Rshiny script with a HQI = 0.75. Quality control was carried out with the analysis of a polyethylene (PE) reference material before each batch. Note that many litter items were composed of entangled synthetic rope or netting. Whenever possible each distinctive material was separated and analysed through the ATR-FTIR, leading to 316 polymer identifications for 146 litter items.

Results

BENTHIC ORGANISMS

863 benthic organisms were observed on the samples. 145 taxa, divided into 17 classes and 10 phyla were identified. Of these, 128 were identified to species level (see Annex 2). In terms of species richness, the three most diverse phyla were bryozoans (34%), annelids (17%) and mollusks (14%) (Figure 8).

Number of taxa per phylum

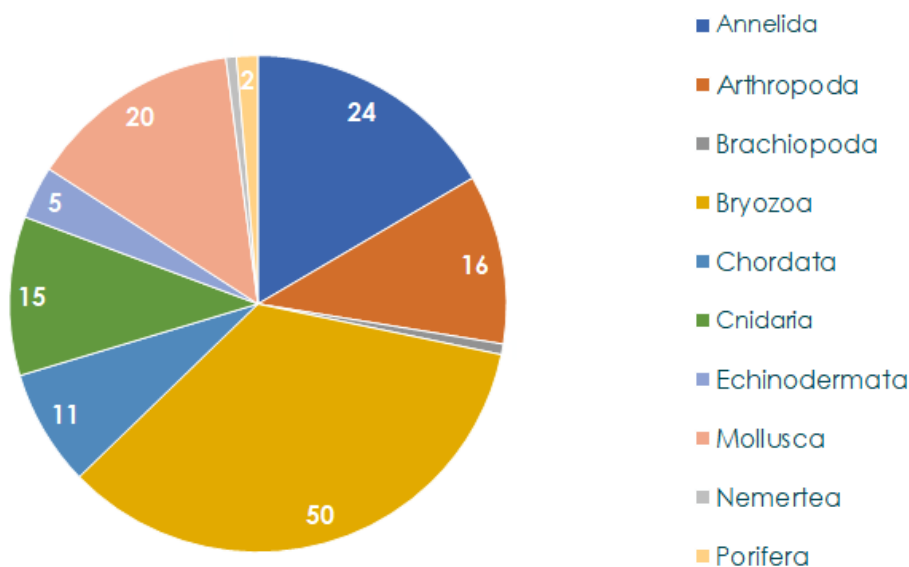


Figure 8: Number of taxa identified per phylum on seafloor litter samples

Three species of NIS were detected on six different litter samples from the English Channel (Figures 9 & 10).

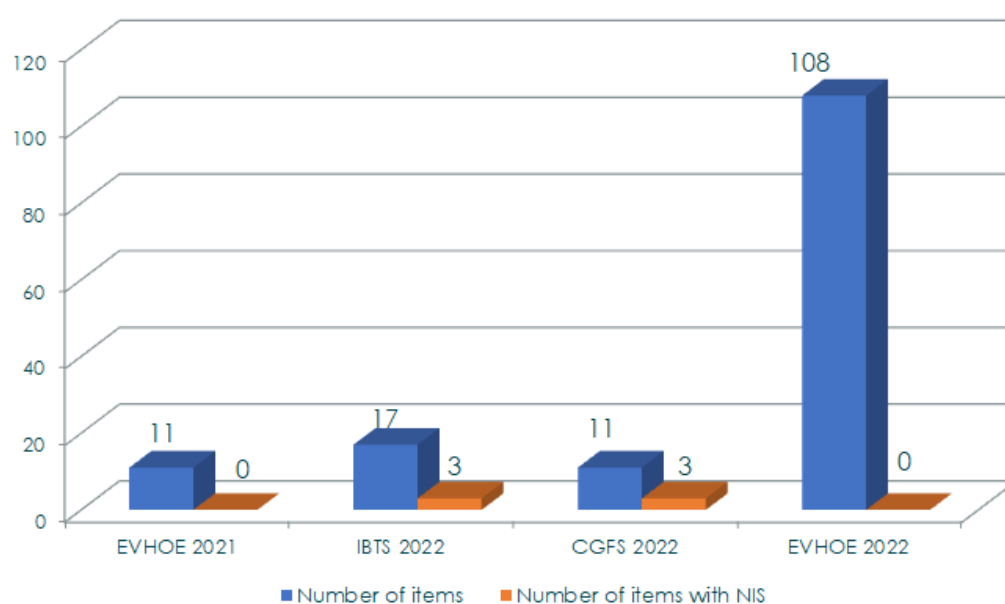


Figure 9: Number of litter items collected per IBTS campaign. Total numbers of items are in blue; items colonised by NIS are in orange

The Australian barnacle *Austrominius modestus* were found attached to a PVC fishing glove and an O-ring (Polyethylene + polypropylene) ; the warm water barnacle *Solidobalanus fallax* was found on plastic sheeting; and the slipper limpet *Crepidula fornicata* was found on three separate PVC fishing gloves. No NIS were identified on material from the Bay of Biscay (2021).



Figure 10: Location of seafloor litter items colonised by NIS, with photographs of litter items. **A.** PVC fishing glove on which 12 *C. fornicata* individuals were found **b.** Plastic sheeting (PPRF) with one *S. fallax* individual **c.** Rubber ring (PESF + PPSF) on which nine *A. modestus* were found. Note that *C. fornicata* and *A. modestus* were also found on PVC fishing gloves not pictured here.

POLYMER ANALYSIS

316 samples were run through the AT-FTIR. This number exceeds the 146 litter samples collected, due to fact many of them – roping and netting – were made up of several plastics. Most of the analysed items of plastic macrolitter were composed of smooth flexible Polyethylene (PESF - 87 samples) or Polyamide (nylon) (PASF – 85 samples) (Figure 11).

Number of plastic debris analysed

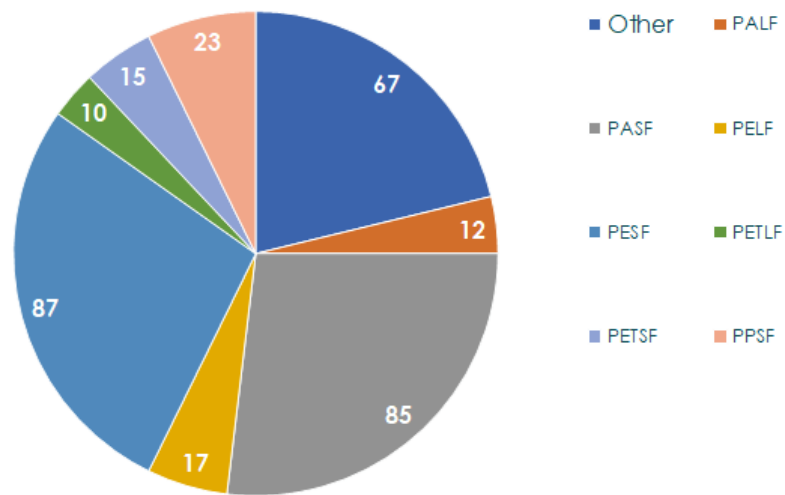


Figure 11: Proportion of different plastic types in the 316 samples analysed through AT-FTIR (PALF -Polyamide-Lined-Flexible; PASF - Polyamide Smooth Flexible; PELF - Polyethylene Lined Flexible; PESF – Polyethylene Smooth Flexible; PETLF – Polyethylene terephthalate Lined Flexible; PETSF - Polyethylene terephthalate Smooth Flexible; PPSF – Polypropylene Smooth Flexible)

Out of the 172 items PASF & PESF plastic items collected, 147 items (85%) were debris from fishing activities: bits of netting and longlines from the hake (*Merluccius merluccius*) fishery in the northern Bay of Biscay.

Discussion

Every year, millions of tonnes of plastic end up in the world's oceans (Jambeck et al., 2015). The Organisation for Economic Co-operation and Development's report "Global Plastics Outlook: Scenarios for Action to 2060" indicates that in 2019 global plastic consumption was 460 million tonnes, with 353 million tonnes of plastic waste produced (OECD, 2022). According to figures from the European Parliament, between 4.8 and 12.7 million tonnes of these plastics end up in the oceans every year. Plastics currently account for more than 85% of total marine waste (UNEP, 2021).

With such alarming figures it is evident that opportunities for marine organisms to colonize plastic debris have substantially increased over the past few decades. There are still however gaps of evidence and a need for better understanding about the 'life cycle' of litter items when they reach the sea bottom. Studies recovering fouled litter from the open ocean are limited, and to our knowledge only one study has evaluated the state of colonization of submerged litter, off the coast of Brazil through SCUBA-diving (Mantelatto et al., 2020). The process and pathways involved for items to become marine litter are unclear, as are the time frames and the process that entraps the items on the seafloor. A better understanding into this will help us appreciate more about the findings in this report and future studies. A consensus is also needed for a standardised litter classification combined with polymer identity (De-la-Torre et al., 2023).

Bryozoans were the dominant phylum found on seafloor debris, both in the present study (bryozoans comprised 34% of species richness), and in the sister Cefas study (25% of species richness). The other main taxonomic phyla in this study were annelids (17%) and molluscs (14%). Some litter items were colonised by diverse fouling communities, with a record diversity reached on a piece of polypropylene plastic sheeting, hosting 24 species, including the warm-water barnacle *Solidobalanus fallax*, sampled in september 2022 in the western English Channel.

The main fouling taxa are the same as those identified in a recent review by Mghili et al (2023), where 67 NIS associated with marine litter were identified in the scientific literature. The main taxonomic groups associated with marine litter were arthropods (29%), molluscs (23%), bryozoans (19%) and annelids (7%). The study also showed that the Atlantic contains more NIS associated with marine litter than other regions (36 species). The Pacific Ocean (17 species) and the Mediterranean Sea (16 species) also contain a high number of NIS associated with marine litter. This is of interest, since in French marine regions the total number of marine NIS is far higher in the Mediterranean (239) than in the Bay of Biscay (185) or the Northern Sea (168) (Massé et al., 2023).

Out of 64 hauls, only five trawled seafloor debris were colonized by three NIS: two arthropods (the barnacles *Solidobalanus fallax* and *Austrominius modestus*) and one mollusk (the slipper limpet *Crepidula fornicata*). All three of these hauls were located in the English Channel. It is interesting to note that in the parallel study led by Cefas, the exact same three species NIS were identified and sampled, albeit in the Irish Sea. No NIS were found in the North Sea by Cefas, or in the Bay of Biscay by Ifremer.

Although NIS only represent a small fraction of the species richness in this study, we cannot conclude that marine litters are not a NIS vector. Firstly several taxa, not found in this study, have already been discovered along the UK coasts transported *via* marine litter (e.g. Barry et al., 2023; Holmes et al., 2015). Secondly, focusing on marine litter from trawling surveys means we sampled only the seafloor fraction of

the litter present in the marine environment. Thirdly, because our study focuses on seafloor marine litter, we do not give an exhaustive overview of the potential role marine litter plays in NIS dispersal, compared to if all others compartments were studied (floating or beached litter).

Future Work

These results will be pooled with those from Cefas carried out between 2020 and 2023, which cover the North Sea, Irish Sea and English Channel. By combining the results from both French and English fisheries and environmental monitoring programmes, the joint study will cover three of the five OSPAR regions and bring into a single dataset 251 colonised seafloor litter items.

This broad-scale joint Ifremer/Cefas dataset will allow us to compare litter items and polymer types with fouling communities. This work will be carried out during 2024, and will allow a more in-depth investigation of whether there is a pattern to the distribution of fouling communities on seafloor litter; either geographical or driven by the characteristics of the litter (i.e. texture and composition). The use of the FTIR will allow us to establish species preferences for different plastic substrate chemical characteristics, a recommendation from a recent review (De-la-Torre et al., 2023). Once published, the data will be archived in DeNIS – a Global Database on Marine Debris and Non-Indigenous Species (<https://www.denis-db.com/>)

References

- Audrézet, F., Zaiko, A., Lear, G., Wood, S. A., Tremblay, L. A., & Pochon, X. (2021). Biosecurity implications of drifting marine plastic debris: Current knowledge and future research. *Marine Pollution Bulletin*, 162, 111835. <https://doi.org/10.1016/j.marpolbul.2020.111835>
- Barry P., Beraud C., Wood W.E. and Tidbury H.J. (2023) Modelling of marine debris pathways into UK waters: non-native crustaceans transported across the Atlantic Ocean on floating marine debris. *Marine Pollution Bulletin*, 186, 114388. <https://doi.org/10.1016/j.marpolbul.2022.114388>
- Barry P., Silburn B., Bakir A. and Russel J (2021). Investigation of seafloor litter for the presence of Non-Indigenous Species. INTERREG CLEANATLANTIC report, pp. 17.
- De-la-Torre, G. E., Romero Arribasplata, M. B., Lucas Roman, V. A., Póvoa, A. A., & Walker, T. R. (2023). Marine litter colonization: Methodological challenges and recommendations. *Frontiers in Marine Science*, 10, 1070575. <https://doi.org/10.3389/fmars.2023.1070575>
- Galgani, F., Hanke G., Werner S., Oosterbaan L., Nilsson P., Fleet D., Kinsey S., et al. (2013), Monitoring Guidance for Marine Litter in European Seas. MSFD GES Technical Subgroup on Marine Litter (TSG-ML). Final report, pp. 120.
- Holmes A. M., Oliver P. G., Trehwella S., Hill R. and Quigley D. TG (2015) Trans-Atlantic rafting of inshore Mollusca on macro-litter: American molluscs on British and Irish shores, new records. *Journal of Conchology*, 42(1), 41-50.
- Jambeck, J. R., Geyer, R., Wilcox, C., Siegler, T. R., Perryman, M., Andrady, A., Narayan, R., & Law, K. L. (2015). Plastic waste inputs from land into the ocean. *Science*, 347(6223), 768–771. <https://doi.org/10.1126/science.1260352>
- Mantelatto, M. C., Póvoa, A. A., Skinner, L. F., Araujo, F. V. D., & Creed, J. C. (2020). Marine litter and wood debris as habitat and vector for the range expansion of invasive corals (*Tubastraea* spp.). *Marine Pollution Bulletin*, 160, 111659. <https://doi.org/10.1016/j.marpolbul.2020.111659>
- Massé, C., Viard, F., Humbert, S., Antajan, E., Auby, I., Bachelet, G., Bernard, G., Bouchet, V. M. P., Burel, T., Dauvin, J.-C., Delegrange, A., Derrien-Courtel, S., Droual, G., Gouillieux, B., Gouilletquer, P., Guérin, L., Janson, A.-L., Jourde, J., Labrune, C., ... Curd, A. (2023). An Overview of Marine Non-Indigenous Species Found in Three Contrasting Biogeographic Metropolitan French Regions: Insights on Distribution, Origins and Pathways of Introduction. *Diversity*, 15(2), 161. <https://doi.org/10.3390/d15020161>
- Mghili, B., De-la-Torre, G. E., & Aksissou, M. (2023). Assessing the potential for the introduction and spread of alien species with marine litter. *Marine Pollution Bulletin*, 191, 114913. <https://doi.org/10.1016/j.marpolbul.2023.114913>
- Minchin, D., Cook, E., & Clark, P. (2013). Alien species in British brackish and marine waters. *Aquatic Invasions*, 8(1), 3–19. <https://doi.org/10.3391/ai.2013.8.1.02>
- OECD (2022), Global Plastics Outlook: Policy Scenarios to 2060, OECD Publishing, Paris, <https://doi.org/10.1787/aa1edf33-en>.
- Rech, S., Borrell, Y., & García-Vazquez, E. (2016). Marine litter as a vector for non-native species: What we need to know. *Marine Pollution Bulletin*, 113(1–2), 40–43. <https://doi.org/10.1016/j.marpolbul.2016.08.032>
- United Nations Environment Programme (2021). From Pollution to Solution: A global assessment of marine litter and plastic pollution. Nairobi.

Acknowledgements

The authors wish to thank the chief scientists on the IBTS cruises: François Garren, Didier Leroy and Arnaud Auber as well as the crew of the R/V Thalassa. The authors also wish to thank the Detection, Sensor and Measures Laboratory (LDCM) at Ifremer for their advice and for the use of the ATR-FTIR. Peter Barry from Cefas, for the shared protocol and interesting discussions, is also thanked. Finally, a special thanks to the leaders of this CleanAtlantic project task: Joao Canning-Clode and Joao Monteiro from MARE-Madeira, who carry out this issue of marine litter as transport facilitators for NIS at EU level.

ANNEX 1

Fiche Macro-déchets - Campagnes IBTS, CGFS, EVHOE (mise à jour avril 2018)

Campagne :

Date :

N° trait :

Responsable (nom/Unité):

Catégorie de tailles

A: <5*5cm = 25 cm²

B: <10*10 cm = 100 cm²

C: <20*20 cm = 400 cm²

D: <50*50 cm = 2500 cm²

E: <100*100 cm = 10000 cm² = 1 m²

F: >100*100 cm = 10000cm² = 1m²

Catégorie des déchets	Nombre	Poids (g)	Taille (A,B,C,D,E,F)	Commentaire Organismes attachés : oui/non Taxonomie / photo
01 - Plastique / Bottle / A1 _ L1b				
02 - Plastique / Morceaux / A2				
03 - Plastique / Sacs / A3 _ L1a				
04 - Plastique / Bouchons, couvercles / A4				
06 - Plastique / Lignes de pêche (monofilament) / A6				
08 - Plastique / Lignes de pêche (emmêlé) / A8 _ L1g				
07 - Plastique / Cordage synthétique / A7				
08 - Plastique / Filets de pêche / A8 _ L1f				
09 - Plastique / Attaches de câble / A9				
10 - Plastique / Bande de cerclage / A10				
11 - Plastique / Calisses et conteneurs / A11				
88 - Plastique / Couches / A12				
88 - Plastique / Serviette hygiénique, tampons / A13				
12 - Plastique / Autres / A14_L1j				
27 - Métal / Boîtes de conserve / B1 _ L3b				
28 - Métal / Canettes / B2 _ L3a				
29 - Métal / Objets liés à la pêche / B3 _ L3f				
30 - Métal / Batterie / B4				
31 - Métal / Appareils / B5				
32 - Métal / Pièces de voiture / B6				
33 - Métal / Câbles / B7 _ L3e				
34 - Métal / Autres / B8				
38 - Caoutchouc / Bottes / C1				
39 - Caoutchouc / Ballons / C2				
40 - Caoutchouc / Bobines (pêche) / C3				
41 - Caoutchouc / Pneu / C4 _ L2a				
42 - Caoutchouc / Gants / C5				
43 - Caoutchouc / Autres / C6				
46 - Verre céramique / Bocal / D1				
47 - Verre céramique / Bottle / D2 _ L4a				
48 - Verre céramique / Morceau / D3				
49 - Verre céramique / Autres / D4				
54 - Produits naturels / Bois (travaille) / E1				
55 - Produits naturels / Corde / E2 _ L5c				
56 - Produits naturels / papier, carton / E3 _ L7				
57 - Produits naturels / Bois recyclé, palettes / E4_L5				
58 - Produits naturels / Autres / E6				
60 - Divers / Vêtements, Chiffons / F1				
61 - Divers / Chaussures / F2				
62 - Divers / Autres / F3_L9				

ANNEX 2

PHYLUM	# of litter items where species was observed		
Annelida		Arthropoda continued	
1 Ampharetidae	1	45 Lepas (Lepas) anatifera	1
2 Amphinomidae	1	46 Lepas (Lepas) pectinata	1
3 Aspidosiphon muelleri	3	47 Perforatus perforatus	1
4 Branchiomma bombyx	1	48 Pisidia longicornis	13
5 Branchiomma sp	1	49 Scalpellum scalpellum	11
6 Chaetopteridae	1	50 Solidobalanus fallax	1
7 Chaetopterus variopedatus	2	51 Sunamphitoe pelagica	1
8 Eulalia aurea	1	52 Verruca stroemia	8
9 Eumida sanguinea cplx	1	Brachiopoda	3
10 Eumida sp	2	53 Terebratulina retusa	3
11 Eunice cf pennata	12	Bryozoa	292
12 Filograna implexa	3	54 Alcyonidiidae	1
13 Harmothoe fraserthomsoni	11	55 Alcyonidium cf albidum	2
14 Harmothoe sp	1	56 Alcyonidium parasiticum	6
15 Hydroides norvegica	61	57 Alcyonidium sp	2
16 Nereididae	1	58 Alderina imbellis	3
17 Phyllodocidae	1	59 Ammatophora nodulosa	1
18 Placostegus tridentatus	3	60 Amphiblestrum flemingii	1
19 Polycirri	1	61 Annectocyma major	6
20 Pterocirrus macroceros	1	62 Arachnidium hippothooides	1
21 Sabella pavonina	2	63 Bicellariella ciliata	4
22 Sabella sp	4	64 Bryozoa sp	2
23 Sabellaria spinulosa	1	65 Buskea dichotoma	5
24 Sabellidae	1	66 Callopora dumerilii	4
25 Serpula sp	1	67 Calloporoidea	2
26 Serpula vermicularis	24	68 Cellaria salicornioides	16
27 Serpulidae	1	69 Cellaria sinuosa	1
28 Spirobranchus lamarcki	5	70 Cheilostomatida	2
29 Spirobranchus triqueter	6	71 Chozizopora brongniartii	2
30 Syllidae	2	72 Cribrilaria venusta	1
31 Syllis sp	3	73 Crisia aculeata	1
32 Terebellidae	3	74 Crisia sp	2
33 Thelepus sp	3	75 Diplosolen obelium	11
34 Thelopodinae	3	76 Dispora hispidia	21
35 Vermiliopsis infundibulum	3	77 Einhornia crustulenta	1
Arthropoda	61	78 Electra pilosa	13
36 Anthura gracilis	6	79 Entalophoroecia deflexa	1
37 Aoridae	1	80 Escharella immersa	2
38 Austrominius modestus	2	81 Escharella ventricosa	1
39 Balanus balanus	1	82 Escharina vulgaris	2
40 Balanus crenatus	6	83 Fenestrulina malusii	1
41 Cymodoce truncata	1	84 Haplopoma graniferum	1
42 Galathea dispersa	4	85 Haplopoma impressum	1
43 Gammaropsis maculata	2	86 Hemicyclopora multispinata	1
44 Gnathia oxyuraea	1	87 Herentia hyndmanni	2

Bryozoa continued		Cnidaria continued		
88	Microporella ciliata	6	134 Hormathia coronata	7
89	Omalosecosa ramulosa	1	135 Hormathiidae	3
90	Oncousoecia dilatans	5	136 Hydrallmania falcata	5
91	Parellisina curvirostris	7	137 Hydrozoa	30
92	Pentapora foliacea	1	138 Lafoea dumosa	14
93	Plagioeciidae	1	139 Sagartia sp	1
94	Puellina sp	4	140 Sertularella gayi	5
95	Pyripora catenularia	46	141 Sertularella sp	
96	Reteporella couchii	4	142 Sertularella tenella	15
97	Schizomavella (Schizomavella) auriculata	3	143 Sertularia cupressina	1
98	Schizomavella (Schizomavella) hastata	2	144 Sertulariidae	1
99	Schizomavella (Schizomavella) hondti	5	145 Urticina felina	3
100	Schizomavella (Schizomavella) linearis	18	Echinodermata	31
101	Schizomavella cf (Schizomavella) gautieri	2	146 Asterias rubens	1
102	Schizomavella cristata	1	147 Asteroidea	1
103	Schizoporella sp	2	148 Echinidea	1
104	Schizoporella unicornis	1	149 Ophiactis balli	19
105	Schizoporellidae	1	150 Ophiocomina nigra	2
106	Tervia irregularis	2	151 Ophiothrix fragilis	3
107	Tricellaria inopinata	1	152 Ophiothrix luetkeni	4
108	Tubulipora liliacea	5	Mollusca	125
109	Tubuliporidae	4	153 Aequipecten opercularis	3
110	Turbicellepora avicularis	47	154 Anomia ephippium	1
Chordata		38	155 Calliostoma granulatum	1
111	Ascidia mentula	2	156 Capulus ungaricus	1
112	Ascidia sp	1	157 Crepidula fornicata	3
113	Ascidiella aspersa	1	158 Dorididae	1
114	Ascidiella scabra	17	159 Emarginula fissura	3
115	Ascidiella sp	2	160 Gastropoda	1
116	Botryllus schlosseri	1	161 Heteranomia squamula	56
117	Ciona intestinalis	2	162 Hiatella arctica	23
118	Didemnidae	2	163 Kellia suborbicularis	1
119	Diplosoma sp	1	164 Leptochiton asellus	1
120	Molgula sp	1	165 Mimachlamys varia	2
121	Molgulidae	3	166 Modiolula phaseolina	15
122	Pyura sp	1	167 Musculus subpictus	1
123	Pyura tessellata	3	168 Mysia undata	1
124	Pyuridae	1	169 Neopycnodonte cochlear	6
Cnidaria		138	170 Ocenebra erinaceus	1
125	Abietinaria abietina	2	171 Palliolum incomparabile	1
126	Actinauge richardi	14	172 Pteria hirundo	1
127	Actiniaria	11	173 Rossia macrosoma	1
128	Alcyonium digitatum	4	174 Steromphala cineraria	1
129	Campanulariidae	1	Nemertea	1
130	Caryiophyllia sp	2	175 Nemertea	1
131	Caryophyllia (Caryophyllia) smithii	6	Porifera	6
132	Diphasia margareta	1	176 Porifera	5
133	Epizoanthidae	11	177 Suberites sp	1